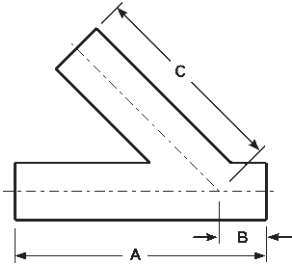


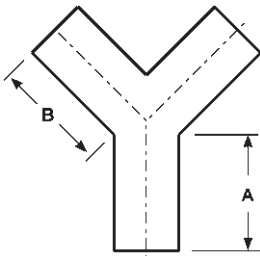
Miscellaneous Unpolished Configurations



Unpolished Weld Laterals - B28WA

Tube OD	A	B	C	Nominal Wall	316L Stainless Steel Part Number
1"	6.000	1.000	5.000	.065	B28WA-R100U
1½"	7.375	1.188	6.188	.065	B28WA-R150U
2"	8.750	1.625	7.125	.065	B28WA-R200U
2½"	10.000	1.500	8.500	.065	B28WA-R250U
3"	10.750	1.875	8.875	.065	B28WA-R300U
4"	12.812	2.015	10.750	.083	B28WA-R400U
6"	18.000	3.000	14.500	.109	B28WA-R600U

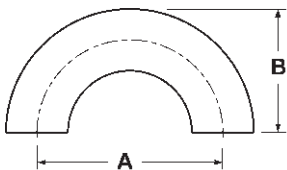
Unpolished Fittings



Unpolished Weld True Y - B28W

Tube OD	A	B	Nominal Wall	316L Stainless Steel Part Number
1"	2.000	2.438	.065	B28W-R100U
1½"	2.000	2.438	.065	B28W-R150U
2"	2.625	3.250	.065	B28W-R200U
2½"	3.370	4.125	.065	B25W-R250U
3"	4.000	4.875	.065	B28W-R300U
4"	5.375	5.375	.083	B28W-R400U

Unpolished Weld 180° Return Bends - B2WUL



- bends are 1.5 x tube diameter

Tube OD	A	B	Nominal Wall	316L Stainless Steel Part Number
1"	3.000	2.000	.065	B2WUL-R100U
1½"	4.500	3.000	.065	B2WUL-R150U
2"	6.000	4.000	.065	B2WUL-R200U
2½"	7.500	5.000	.065	B2WUL-R250U
3"	9.000	6.000	.065	B2WUL-R300U
4"	12.000	8.000	.083	B2WUL-R400U